

Staff Report

Agenda Item #11

June 8, 2023 | 9:30 a.m.



TheTollRoads.com

San Joaquin Hills Transportation Corridor Agency

Foothill/Eastern Transportation Corridor Agency

Foothill/Eastern Transportation Corridor Agency Fiscal Year 2024 Annual Budget

Recommendation

Foothill/Eastern Transportation Corridor Agency Recommendation:

Approve Resolution No. F2023-05 entitled "A Resolution of the Board of Directors of the Foothill/Eastern Transportation Corridor Agency Approving the Budget for Fiscal Year 2024" in the amount of \$155,135,422.

Summary

The Fiscal Year 2024 (FY24) budget reflects positive transaction and revenue trends while remaining conservative, maintains the Agency's history of cost containment, incorporates FY24 activities from the Board's approved Strategic Plan, is aligned with the Foothill/Eastern Transportation Corridor Agency Toll and Debt Management Policies, and meets the fiduciary responsibility to bondholders. The proposed budget includes input from the various Board Committees that were held in March and April and was presented at a budget workshop that was conducted during the Joint Operations and Finance Committee Meeting on April 26, 2023, and again to the Joint Operations and Finance Committee Meeting on May 24, 2023.

Committee Discussion

Staff presented the proposed FY24 Budget to the Joint Operations and Finance Committee (Committee) on May 24, 2023.

The Committee discussed various aspects of the budget including the beginning of transaction and violation processing for the San Bernadino County Transportation Authority in FY24, debt service coverage ratios, the funding of the Boards of Directors approved Strategic Plan activities from unrestricted cash, and the 241/91 Express Connector project.

The Committee unanimously recommended approval of the item at the June 8, 2023 Boards of Directors Meeting.

Report Written By

Erick Luque, Manager, Budget and Planning

Reviewed By

/s/ Amy Potter

Amy Potter, Chief Financial Officer
(949) 754-3498

Approved By

/s/ Valarie McFall

Valarie McFall, Interim Chief Executive Officer

Attachments:

1. Annual Budget Narrative Fiscal Year 2024
2. Resolution No. F2023-05

FY24 Proposed Budget

Foothill/Eastern Transportation
Corridor Agency



Table of Contents

- Budget Process and Format** 2
 - Budget Process 3
 - Budget Format 4

- Sources and Expenditures** 8
 - Sources and Expenditures 9
 - Sources Summary 11
 - Expenditures Summary 15
 - Expenditures Detail 19





Foothill/Eastern
Transportation Corridor Agency
Fiscal Year 2024 Proposed Budget

Budget Process and Format

Budget Process

The Foothill/Eastern Transportation Corridor Agency's (F/ETCA) Board of Directors and the Master Indentures of Trust (Indentures), established in the context of the Agency's bond issuances, provide the financial and funding parameters for the Agency in the development of the budget. The Indentures provide the scheduled future debt service payments and the required debt service coverage ratios that must be obtained each fiscal year and establish financial constraints.

The budget process begins by setting objectives that align with the Board of Directors approved Transportation Corridor Agencies Strategic Plan (Strategic Plan). The objectives consider both near-term and long-term Agency goals and direction from the Board of Directors. Department managers review the status of projects for the current year and develop project initiatives for the next fiscal year with the Agency's Strategic Plan in mind.

The Agency's history of fiscally responsible management, and the steps taken over the years to manage debt, reduce expenditures and improve ridership resulted in strong liquidity and positioned the Agency well to deal with economic challenges and to meet the requirements of the Board approved Strategic Plan. The budget for Fiscal Year 2024 (FY24) includes the positive traffic and revenue trends, a continued commitment to cost containment, and long-term cashflow planning inclusive of the Debt Management Policy and the Strategic Plan. The FY24 budget process is described in the following paragraphs.

The finance staff worked jointly with each department to compile budget expenditure requests. The project initiatives and budget requests were then reviewed by executive management. All Agency functional areas presented their portion of the budget at the related committee meetings during March and April 2023. The proposed annual budget was presented to the Joint Operations and Finance Committee at a workshop on April 26, 2023, to obtain direction and feedback. The workshop included a review of revenue assumptions and expenditures. Questions received during the workshop were then addressed, and the annual budget was again presented to the Joint Operations and Finance Committee on May 24, 2023. The annual budget is now being presented to the Board of Directors for adoption at the June 8, 2023 Board meeting for the fiscal year starting July 1, 2023. Approval of the budget requires the consent of at least two-thirds of the Board Members. Expenditures during the year must be made in accordance with the Agency's policies. Expenditures in excess of the total of each budget category, as defined in the budget resolution, cannot be made without the approval of a budget resolution by at least two-thirds of the Board Members. The Agency is required to file copies of the annual budget with the trustee on or before the 20th day of July each fiscal year in accordance with the Indentures.

All budgets are developed on a basis consistent with Generally Accepted Accounting Principles. The Chief Executive Officer (CEO) has the authority to make budget transfers within each of the following five categories as long as the total budget amount per category is maintained and the expenditures are made within Board approved policies:

- Administration
- Capital Improvement Plan
- Other Planning, Environmental and Construction
- Toll Operations
- Debt Service

Transfers within each category are subject to the controls in place under the Indentures, the contracts and procurement manual, the investment policy, the staffing and compensation plan, and enabling legislation and are reported to the Board of Directors on a quarterly basis. Transfers between categories require the Board of Directors' approval.

These budget categories are presented on pages 19-20 along with detail subcategories. Budget categories and subcategories are discussed in the Expenditures Summary section beginning on page 15. All budget appropriations lapse at year-end and any amounts not accrued at each year-end must be re-appropriated in the next fiscal year.

Budget Format

The FY24 proposed expenditures budget for the F/ETCA totals \$155.1 million. The Agency has one enterprise fund that records all activity on the accrual basis of accounting. The Agency establishes a budget for this one fund that includes the following budget fund categories: Non-Operating and Planning, Environmental and Construction, Toll Operating Expenses and Equipment (Toll Operations), and Debt Service. Expenses directly related to the F/ETCA are charged entirely to the Agency and those incurred on behalf of both the Agency and the San Joaquin Hills Transportation Corridor Agency (SJHTCA) are allocated between the F/ETCA and SJHTCA (the Agencies) based on the estimated benefit to each. As part of the annual budget process, allocations between the Agencies are reviewed.

Within each Agency, for funding purposes and calculation of debt coverage, costs are further allocated between Non-Operating and Planning, Environmental and Construction, and Toll Operations, based on the estimated benefit to each activity. The following discussion presents a broad description of the type of activities included in the three budget fund categories. These three fund categories are represented as separate columns on pages 19-20 to illustrate how each budget category and subcategory is allocated between the budget fund categories. A more detailed discussion of the expenditures proposed for FY24 is included in the Sources and Expenditures section of this document beginning on page 8.

Non-Operating and Planning, Environmental and Construction Expenses (budget fund category)

The proposed FY24 Non-Operating and Planning, Environmental and Construction budget is \$32.6 million. The budget for Non-Operating and Planning, Environmental and Construction includes capital improvement plan projects, ongoing environmental mitigation and other environmental services, such as demographic and regional transportation studies, and all non-operating administration costs. These expenses are generally recorded in the Agency's audited financial statements as an addition to construction in progress. Certain projects are then transferred to Caltrans, as required. It is at the point of transfer to Caltrans that the costs of the project are then expensed on the audited financial statements as a contribution to Caltrans. To date, 36 miles of the F/ETCA toll system have been transferred to Caltrans. The costs associated with such projects are budgeted in the year the expense is incurred, not when the project is transferred to Caltrans.

Non-Operating and Planning, Environmental and Construction Administration costs include office, personnel, legal, and other customary and normal expenditures associated with the direct management and administration of the Agency's non-operating, planning, environmental and construction related activities, and are allocated as discussed above.

The primary source of funds for Non-Operating and Planning, Environmental and Construction Expenses is unrestricted cash. Unrestricted cash includes toll, fee and penalty revenues in excess of amounts

needed for operating expenses, debt service payments and funding the Indenture required reserves in the year the revenue is collected. The Indentures require surplus revenues in order to meet debt service coverage ratios. The debt service reserve fund requirements have been fully met and the balance of the debt service reserves is approximately \$221.1 million. Additional reserves are discussed in the Toll Operations section below. Each year, \$5 million of Development Impact Fees (DIFs) received by the Agency is available to fund expenditures or increase the unrestricted cash fund; the balance of development impact fees collected during the year are also made available for the same purpose if they are not needed to fund current debt service payments. The fees are one-time developer payments that are collected by the County of Orange and member cities when a building permit is issued. F/ETCA was able to construct the roads in advance of collection of the DIFs by issuing toll revenue bonds that will be repaid with the tolls and DIFs collected. Therefore, the fees are to be used to repay the indebtedness incurred to construct the Foothill/Eastern Transportation Corridors that have already been built, as well as to pay the cost of future anticipated improvements, as identified in the Capital Improvement Plan to be presented to the Board of Directors on June 8, 2023. Other sources of funds for these activities include investment earnings. See the table on page 28 for detail of the unrestricted cash fund FY24 activity.

Toll Operations (budget fund category)

The Toll Operations budget includes funding for the toll operations activities including operating administration costs. The proposed FY24 Toll Operations budget is \$29.5 million.

The primary sources of funds available for Toll Operations are toll revenues, penalties, fees, and interest earnings from certain accounts specified within the Indentures. Unrestricted cash as described above is also available for funding operations equipment and capital purchases. Operating reserves totaling \$17.3 million are also maintained in accordance with the Indentures.

Amounts allocated to Toll Operations are costs associated with maintaining and operating the toll equipment, software, and systems, as well as the customer service centers, toll collection processing, and all other related operating expenses. The major costs budgeted for Toll Operations' activities include the contract costs associated with the operation and maintenance of the Agency's on-road toll equipment and back-office systems; license plate image review processing; customer care and toll compliance services; and credit card processing fees. Also included in Toll Operations are toll equipment purchases such as transponders, system software, in-lane toll and violation processing equipment, and project development costs. In addition, a portion of Agency administration costs allocated to operation activities such as insurance, salaries and benefits, consulting, legal, office expense and customer communications are included in this fund category.

Debt Service (budget fund category)

Debt Service includes annual principal and semi-annual accrued interest payments related to long-term debt. A portion of the outstanding bonds are capital appreciation bonds and convertible capital appreciation bonds, which are structured so that the principal amount accretes (increases) each year at the stated interest rate. Debt accretion has been excluded from the budget because it is a non-cash item and is reflected in the budget as part of the principal payments in the years scheduled to be paid. The proposed FY24 budget for Debt Service is \$93 million.

In 1995, the Agency issued long-term toll revenue bonds to finance construction of the Foothill/Eastern Transportation Corridors (State Routes 241, 261 and 133). The bonds were initially refinanced in 1999 and ultimately refinanced in 2013 (with a smaller final portion of the 1995 bonds refinanced in 2015). The 2013 transaction refinanced the debt to 2053, placed the Agency in a solid financial position, significantly improved the Agency's debt metrics and achieved the following:

- Positioned the Agency for future credit upgrades.
- Provided for inflationary toll rate increases (small annual adjustments rather than infrequent larger lump sum adjustments).
- Created increased margin to build cash reserves to support the Capital Improvement Plan, withstand future economic downturns and allow for potential early debt repayment in the future.

In FY18, \$125 million of Term Rate Bonds were remarketed which locked in a lower interest rate, resulting in approximately \$44 million in interest savings without extending bond maturity dates. In FY20, an additional \$125 million of Term Rate Bonds were remarketed resulting in approximately \$62 million of interest savings without extending bond maturity dates.

In FY20, the Agency also advance refunded \$820.3 million of the 2013A senior lien bonds through the issuance of taxable bonds. The refunding reduced debt payments by \$335 million without extending bond maturity dates.

In FY21, the Agency refunded \$494.2 million of 2013A Senior Lien bonds and \$198.1 million of 2013C Junior Lien bonds through the issuance of new bonds at a lower interest rate, saving \$214 million in interest. The refunding was achieved without extending bond maturity dates.

In FY23, as part of the Agency's Early Bond Paydown Program, which aligns with the Board of Directors approved Strategic Plan, the Agency completed a \$125 million early paydown of 2013 Term Rate bond principal which reduced the Agency's future debt service interest payments by approximately \$180 million.

In FY23, the Boards of Directors approved the Open Market Bond Buyback Program, authorizing the use of up to \$100 million of unrestricted cash to purchase and retire Agency bonds that investors have offered to sell or may be willing to sell. To date, the Agency has utilized \$92.3 million of unrestricted cash to purchase and retire \$113.6 million of bond principal. These bond retirements have reduced the Agency's future debt service interest payments by approximately \$115 million.

The significant savings generated by the bond transactions completed in recent years results from following the Agency's Debt Management Policy which directs staff to look for opportunities to reduce debt. In addition to looking for bond market opportunities, it is important that the Agency maintain strong credit ratings. The Agency's ability to replace higher interest rate bonds with lower interest rate bonds and realize interest rate savings without extending bond maturity dates is dependent on both bond market interest rates and the Agency's strong credit ratings.

The Early Bond Paydown Program is dependent upon the Agency's unrestricted cash balances taking into consideration other strategic initiatives and the Agency's Liquidity Reserve Policy. Maintaining financial discipline has given the Board of Directors the financial strength and flexibility to implement its Strategic Plan and to further strengthen its long-term financial position.

Per the Indentures, the Agency's Adjusted Net Toll Revenue (toll related revenues plus interest income on certain accounts, less operating expenses) must be at least 115% of the current year's aggregate debt payments (all debt service scheduled for the fiscal year) and at least 130% of the current year's senior lien debt payments. This is often referred to as 1.15x and 1.30x debt service coverage, respectively.

When compiling the operations budget, Agency staff ensures that the revenues and expenses budgeted provide the necessary coverage ratio needed to maintain or improve credit ratings. The Agency has continued a commitment to cost containment with operating and related administrative costs as a percentage of revenue being materially aligned with prior years even considering the current inflationary environment. The FY24 proposed budget results in an aggregate coverage ratio of 2.09x and a senior lien coverage ratio of 2.30x. A schedule showing the calculation is included on page 27 of this document.



Foothill/Eastern
Transportation Corridor Agency
Fiscal Year 2024 Proposed Budget

Sources and Expenditures

Sources and Expenditures

The Sources and Expenditures of Funds Statement summarizes the Agency's projected total sources and expenditures for the year ending June 30, 2024.

Total sources include revenues budgeted in FY24 as well as available unrestricted cash.

Below is a summary of total funds on hand and the amount of these funds available to fund the FY24 budget as well as future budgets (in thousands).

Estimated total funds on hand at 6/30/23	\$ 711,561
Activity related to prior years	<u>(47,632)</u>
Adjusted estimated total funds on hand at 6/30/23	663,929
Less operating reserves	(17,300)
Less funds restricted for Habitat Conservation Fund	(28,000)
Less debt service reserves	<u>(221,066)</u>
Estimated cash available to fund current and future budgets	<u>\$ 397,563</u>
Cash restricted for debt service	\$ 11,127
All other cash available to fund current and future budgets	<u>386,436</u>
Estimated cash available to fund current and future budgets	<u>\$ 397,563</u>

Total expenditures include all FY24 budgeted expenses requiring a cash outlay.

The Sources and Expenditures of Funds Statement on the following page shows sources less cash expenditures to arrive at cash available to fund subsequent budgets.

The Sources and Expenditures of Funds Statement includes the approved FY23 budget, as amended, including transfers within the CEO's authority, staff projected FY23 sources and expenditures and the proposed budget for FY24. Below are descriptions of cash items that appear on the following page:

The FY23 Early Paydown of Bond Principal and Open Market Bond Buybacks are aligned with the goals in the Strategic Plan and reduce the Agency's future debt service interest payments by approximately \$296 million, including \$10.1 million in FY24. See additional discussion on page 6.

The budgeted FY24 \$60 million Early Paydown of Bond Principal reduces the Agency's future debt service interest payments by approximately \$54 million, including \$1.5 million in FY24.

Sources and Expenditures of Funds Statement

Description	FY 2023 Amended Budget as of 4/30/2023	FY 2023 Estimated Actuals	FY 2024 Proposed Budget
(\$000)			
Sources:			
Net Toll Revenue	\$189,120	\$176,108	\$183,309
Penalties	26,880	30,666	30,500
Fees	2,010	2,215	3,524
Development Impact Fees	15,776	7,501	7,500
Interest Earnings	8,447	16,711	20,194
Other Revenue	574	574	614
Cash Restricted for Debt Service	8,694	8,694	11,127
All Other Cash Available to Fund Current and Future Budgets	507,822	507,822	386,436
Total Sources of Funds	759,323	750,291	643,204
Expenditures:			
Planning, Environmental and Construction	15,651	11,287	23,968
Planning, Environmental and Construction Administration	7,736	6,986	8,665
Toll Operating Administration	7,356	6,398	7,951
Toll Customer Service and Toll Compliance	14,903	13,137	16,296
Toll Systems	3,222	3,084	2,712
Toll Facilities	780	780	807
Operations Equipment and Capital Expenditures	1,433	1,433	1,703
Debt Service	93,505	92,318	93,033
Total Expenditures	144,586	135,423	155,135
Subtotal	614,737	614,868	488,069
Early Paydown of Bond Principal*	125,000	125,000	60,000
Open Market Bond Buybacks*	92,305	92,305	-
Projected Cash Available to Fund Subsequent Budgets	397,432	397,563	428,069
Less Cash Restricted for Debt Service	11,127	11,127	13,502
Projected Available Cash	386,305	386,436	414,567

*See further discussion on pages 6 and 9.

Sources Summary

FY24 transactions and transactional toll revenue are expected to be up approximately 2.1% and 4.1%, respectively, compared to FY23.

The F/ETCA toll roads were designed to encourage maximum use of the automatic vehicle identification collection system that allows drivers to pay toll charges without stopping at toll booths.

TCA FasTrak® account holders can pay tolls by: (i) making a payment by credit card, cash or check to fund a prepaid account from which tolls incurred will be deducted; (ii) maintain a valid credit card or bank account on file from which tolls incurred will be deducted; or (iii) opt for periodic invoices of tolls incurred for which payment will be due immediately upon receipt. For TCA prepaid FasTrak accounts, when the balance of prepaid tolls in a customer's account falls below a minimum threshold, depending on the payment method, the TCA either notifies the customer and requests a replenishment payment or TCA charges the customer's credit card or bank account to replenish the toll prepayment account. TCA prepaid FasTrak account holders earn discounts of \$1 per transaction if the account incurred more than \$40 in tolls on TCA toll roads during the prior month.

The FY24 budget adjusts toll rates by 2% in accordance with the Agency's Board of Directors approved Toll Policy which is based on the average inflation assumption included in the long-term traffic and revenue forecast that supports the Agency's bond obligations. The 2% annual toll rate increases in the Toll Policy equate to pennies per transaction and have been shown by the Agencies' traffic and revenue consultant to not divert traffic off The Toll Roads and onto the untolled alternatives, and effectively continue to build the base of revenue needed for future years' debt service payments as well as support the Agency's credit ratings. The increases would take effect July 1, 2023.

At the beginning of FY24, the Agency expects to have total cash adjusted for accrual items of \$663.9 million. The expected adjusted cash balance includes debt service reserve and operating reserve funds of \$238.4 million, funds restricted for the Habitat Conservation Fund of \$28 million and \$397.6 million of cash on-hand available to fund the current and future years' budgets (See page 9 for further details). During FY24, Net Toll Revenue, Penalties, Fees, Development Impact Fees, Interest Earnings, and Other Revenue are budgeted at \$245.6 million. Below are brief explanations of each of these funding sources.

Net Toll Revenue

The FY24 budget includes transactional toll revenue of \$189.1 million which is a 4.1% increase as compared to the FY23 estimate of \$181.7 million.

The budget for FY24 Net Toll Revenue of \$183.3 million, or 74.7% of total revenue, is the Agency's estimate of transactional toll revenue reduced by estimated processable and unprocessable transactions (offset by toll revenue recovered from processed violations), and non-revenue transactions. The Agency currently waives the penalty for first time violators if the toll is paid within 30 days (see further discussion in the Penalties section on pages 12-13).

Unprocessable violations (primarily vehicles with no license plates) and non-revenue transactions (primarily California Highway Patrol, Caltrans, and Agency vehicles used on the road for operations and maintenance) are expected to occur at a rate of 1.0% of transactional toll revenue or \$2 million in FY24.

Processable transactions offset by toll revenue recovered from processed violations is budgeted at \$3.8 million or 2% of transactional toll revenue in FY24.

The Agency estimates that it will receive a total of \$176.1 million in Net Toll Revenue in FY23. This consists of \$181.7 million of transactional toll revenue reduced by estimated processable and unprocessable transactions, non-revenue transactions of \$12.1 million partially offset by toll revenue collected from processed violations of \$6.5 million.

The table below shows the FY23 current toll rates that will increase by 2% and be used as FY24 toll rates by location, split between off-peak, pre- & post-peak, and peak hour if applicable.

Location	Time/Type	Current Rates*	2% Toll Policy	
			Rate*	Change
Tomato Springs***	Off-Peak	\$ 3.73	\$ 3.80	\$ 0.07
	Pre- & Post-Peak	\$ 4.01	\$ 4.09	\$ 0.08
	Peak Hour**	\$ 4.20	\$ 4.28	\$ 0.08
Portola North	Off-Peak	\$ 2.69	\$ 2.74	\$ 0.05
	Pre- & Post-Peak	\$ 3.16	\$ 3.22	\$ 0.06
	Peak Hour**	\$ 3.16	\$ 3.22	\$ 0.06
Alton	Peak & Off-Peak**	\$ 2.69	\$ 2.74	\$ 0.05
Portola South	Peak & Off-Peak**	\$ 1.81	\$ 1.85	\$ 0.04
Los Alisos	Peak & Off-Peak**	\$ 1.70	\$ 1.73	\$ 0.03
Antonio	Peak & Off-Peak**	\$ 1.81	\$ 1.85	\$ 0.04
Oso	Peak & Off-Peak**	\$ 2.59	\$ 2.64	\$ 0.05
Windy Ridge***	Off-Peak	\$ 3.89	\$ 3.97	\$ 0.08
	Pre- & Post-Peak	\$ 4.19	\$ 4.27	\$ 0.08
	Peak Hour**	\$ 4.40	\$ 4.49	\$ 0.09
Orange Grove***	Off-Peak	\$ 3.04	\$ 3.10	\$ 0.06
	Pre- & Post-Peak	\$ 3.32	\$ 3.39	\$ 0.07
	Peak Hour**	\$ 3.50	\$ 3.57	\$ 0.07
Irvine Ranch***	Off-Peak	\$ 2.69	\$ 2.74	\$ 0.05
	Pre- & Post-Peak	\$ 3.16	\$ 3.22	\$ 0.06
	Peak Hour**	\$ 3.32	\$ 3.39	\$ 0.07
Portola (West)	Peak & Off-Peak**	\$ 2.69	\$ 2.74	\$ 0.05
Irvine Blvd. (East)	Peak & Off-Peak**	\$ 2.12	\$ 2.16	\$ 0.04
Irvine Blvd. (West)	Peak & Off-Peak**	\$ 2.12	\$ 2.16	\$ 0.04
Irvine Blvd. (West) NB On	Peak & Off-Peak**	\$ 2.69	\$ 2.74	\$ 0.05
Portola (West) SB On	Peak & Off-Peak**	\$ 2.69	\$ 2.74	\$ 0.05

* FasTrak TCA prepaid account holders may receive a \$1 discount from the published rates

** Toll rate without an account

*** 3-4 Axle Vehicles 2 Time Rate 5+ Axle Vehicle 4 Times Rate

Penalties

Penalties revenue is budgeted for FY24 at \$30.5 million, representing 12.4% of total revenues and consists of violation penalties related to toll violations. The intent of violation penalties is to act as a deterrent and ensure collection of toll revenues. Penalties revenue is recorded as collected. The Agency continues its efforts in signing patrons up for accounts and informing infrequent users of the available

payment options in order to avoid handling through the violation process. The Agency has toll account programs with major rental car agencies thereby improving customer service and reducing potential violations.

Penalties revenue for FY23 is estimated to be \$30.7 million. The FY24 Penalties budget is based on current trends in collections, the estimated transactions for FY24, the current processable transactions rate at 5.6% of traffic, the existing policy of \$57.50 on the first notice of violation and \$42.50 on delinquency notice, and the Agency's policy of waiving penalties for first-time violators.

Fees

Fees are budgeted for FY24 at \$3.5 million, representing 1.4% of total revenues. Fee revenue for FY23 is estimated to be \$2.2 million. Fee revenue consists of fees related to operations (i.e., invoice fees, suspended account and returned check fees, sales of switchable hardcase transponders, fees related to programs with rental car agencies, and beginning in FY24, fees for transaction and violation processing for the San Bernadino County Transportation Authority (SBCTA) Express Lanes.

The Agencies provide all accountholders with electronic account activity statements. If an accountholder would prefer to receive mailed statements, the statements will be provided monthly for a fee of \$1.00 per statement.

Development Impact Fees

The Agency adopted a Development Impact Fee Program in 1986. The fee program is based on the general principle that development within the "area of benefit" of the corridor will benefit from the construction of the corridor. Development Impact Fees (DIF), assessed on new residential and non-residential (commercial, industrial, etc.) development, are highly cyclical as they are based on market conditions. The fees are one-time developer payments that are collected by the County of Orange and member cities when a building permit is issued. F/ETCA was able to construct the roads in advance of collection of the DIFs by issuing toll revenue bonds that will be repaid with the tolls and DIFs collected. Therefore, the fees are to be used to repay the indebtedness incurred to construct the Foothill/Eastern Transportation Corridors that have already been built, as well as to pay the cost of future anticipated improvements, as identified in the Capital Improvement Plan. Development Impact Fees for FY23 are expected to approximate \$7.5 million. The Agency is estimating, based upon recent trends, Development Impact Fees to be \$7.5 million for FY24, representing 3.1% of total revenues.

Interest Earnings

Interest Earnings represent earnings on funds held in trust for bondholders, funds held for operations and funds held in custody accounts at the trustee for the Agency. Budgeted Interest Earnings are based upon the existing investment portfolio and current interest rates. Total Interest Earnings budgeted for FY24 of \$20.2 million represent approximately 8.2% of total revenues.

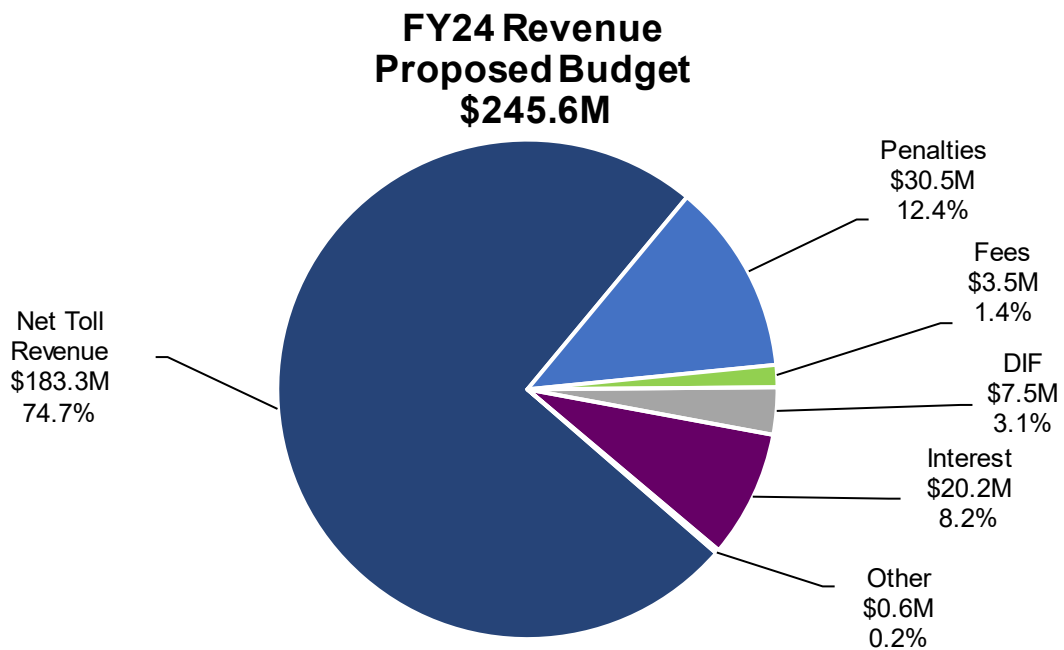
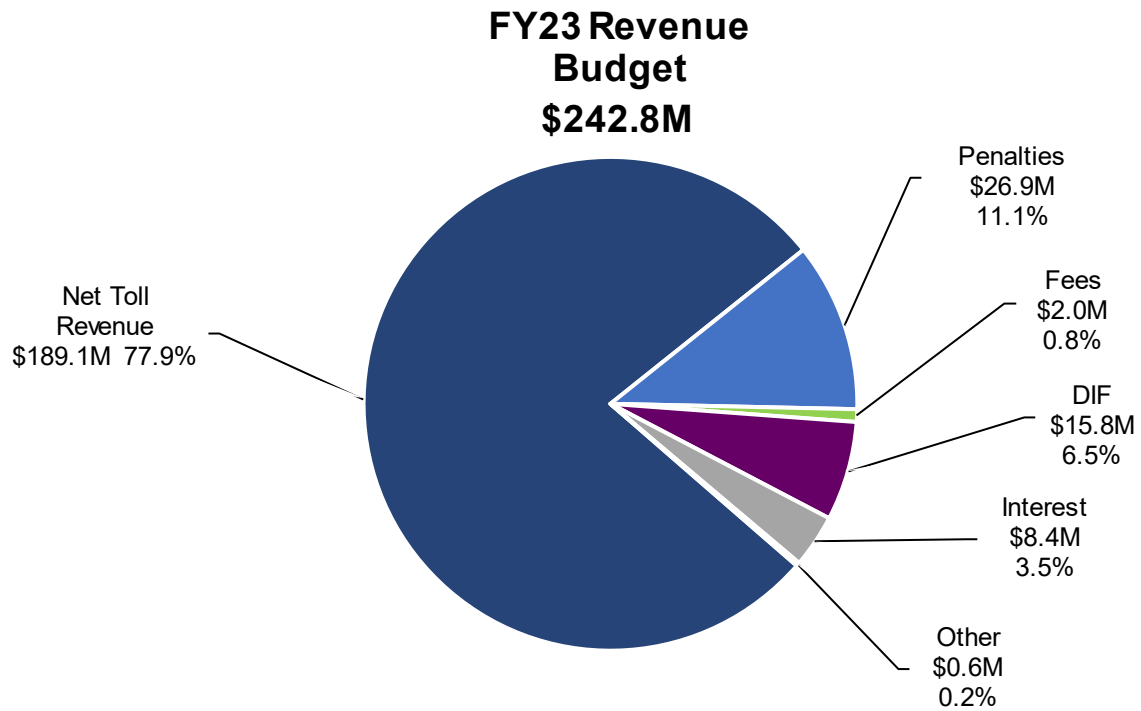
Interest Earnings for FY23 are estimated to be \$16.7 million.

Other Revenue

Other Revenue of \$0.6 million represents 0.2% of total revenues and is for rental income of office space leased to SJHTCA in the Pacifica building owned by F/ETCA. Estimated FY23 Other Revenue of \$0.6 million includes rental income and miscellaneous receipts.

Revenue Pie Chart – FY23 Budget as Compared to FY24 Budget

The pie charts below show a comparison of FY23 budgeted revenues to FY24 proposed budget revenues. Budgeted revenues increased \$2.8 million to \$245.6 million in FY24 from budgeted revenues of \$242.8 million in FY23.



Expenditures Summary

In response to the past economic downturns, the Agency worked diligently to significantly decrease operating expenses while continuing to provide quality customer service and ensuring that equipment, systems, and facilities remained in a good state of repair. This provided for a lower base to absorb inflationary and revenue driven growth. The Agency has continued a commitment to cost containment during the current inflationary environment. In addition, the budget maximizes internal resources and includes contracts for services that are more efficiently outsourced to respond to varying demands in resources and expertise. The FY24 proposed budget for expenses was developed with the Agency's continued commitment to fiscal responsibility.

The proposed budget for FY24 includes total expenditures of \$155.1 million. Detail of expenditures can be found on pages 19-26. The following are brief explanations of the various expenditures.

Non-Operating and Planning, Environmental and Construction (Excluding Administration)

This category mainly consists of costs associated with the Agency's current Capital Improvement Plan including the 241/91 Express Connector and the SR 241 Loma Improvements projects. The proposed budget for Planning, Environmental and Construction is \$24 million for FY24, or approximately 15.4% of the total budget. These expenditures are funded with unrestricted cash.

The Planning, Environmental and Construction projected actuals for FY23 total \$11.3 million. The increase of \$12.7 million in the FY24 budget is primarily related to start of construction for the SR 241/91 Express Connector project and design services for the SR 241 Loma Improvements project.

Administration

The total proposed budget for Administration expenses is \$16.6 million for FY24, or approximately 10.8% of the total proposed budget. The Administration category includes all employee compensation (4.6% of the total budget) as well as overhead-type expenses, such as insurance, legal, office expenses, financial systems, and building services. The Agency has continued to contain expenditures in the Communications and Outreach functions by continuing to utilize internal staff to complete the work required at this time.

These costs are budgeted in total but are allocated between the two primary activities of the Agency: Non-Operating and Planning, Environmental and Construction, and Toll Operations. The allocation of costs between the two types of activities is necessary in determining the appropriate funding source as well as for the calculation of debt service coverage per the Indentures. The resulting allocation can be seen in the columns for each activity on pages 19-20 of this document.

Projected Administration expenses for FY23 total \$13.4 million. The increase of \$3.2 million in the FY24 proposed budget from the FY23 projected actuals is primarily due to inflation and expenditures related to ongoing litigation, an increase in insurance premiums due to the Agency's increased revenues and the impact of worldwide catastrophes, Pacifica building renovations and a business process review and financial system assessment.

Toll Operations (Excluding Administration)

Toll Operations include toll system costs associated with maintaining the Agency's on-road system of lane hardware and software; customer care and toll compliance services; back-office system operation

and maintenance; and license plate image review. Also included in this category are toll facilities costs for maintaining the Agency's buildings utilized in the operation of the road, and toll equipment such as transponders and server replacements. The proposed FY24 budget for these expenses is \$21.5 million or 13.9% of the total budget.

Toll Operations, excluding Administration, is projected to total \$18.4 million in FY23. The FY24 budget is \$3 million higher than projected FY23 actuals primarily due to an increase in customer care and toll compliance services including the cost of transaction and violation processing for the SBCTA Express Lanes. As discussed on page 13, SBCTA will pay a fee for these services. The increase is also related to a potential expansion of the violation resolutions pilot program, credit card fees and other costs directly related to the increased revenue budget.

Debt Service

The Debt Service category includes the annual principal and semi-annual interest payments to be made on all outstanding bonds. These payments for FY24 are budgeted at \$93 million, or 60% of the total budget. FY23 Debt Service will total \$92.3 million. The FY23 Early Paydown of Bond Principal and the Open Market Bond Buybacks of approximately \$239 million contributed to reducing FY24 debt service by approximately \$10.1 million. The FY24 budgeted \$60 million Early Paydown of Bond Principal reduces the FY24 debt service by an additional \$1.5 million. See pages 6 and 9 for further discussion.

Program Management and Specialty Support Services

Included in the expenditure categories above is \$2.1 million for Program Management and Specialty Support Services in support of engineering staff augmentation and technical expertise in the planning, design, management, and delivery of the Agencies' capital improvement projects and the management and operation of the existing toll-related roadway facilities, as well as support for right of way engineering and acquisition services, geographic information system (GIS) mapping, the business intelligence analytics system, strategic initiatives and other specialty services.

Expenditures of Funds – FY23 Amended Budget as Compared to FY24 Budget

The pie charts on the following page show a comparison of the FY23 amended budget and the FY24 proposed budget by type of expense.

The FY24 proposed budget of \$155.1 million, as compared to the prior year's amended budget of \$144.6 million, shows an increase of \$10.5 million or 7.3%.

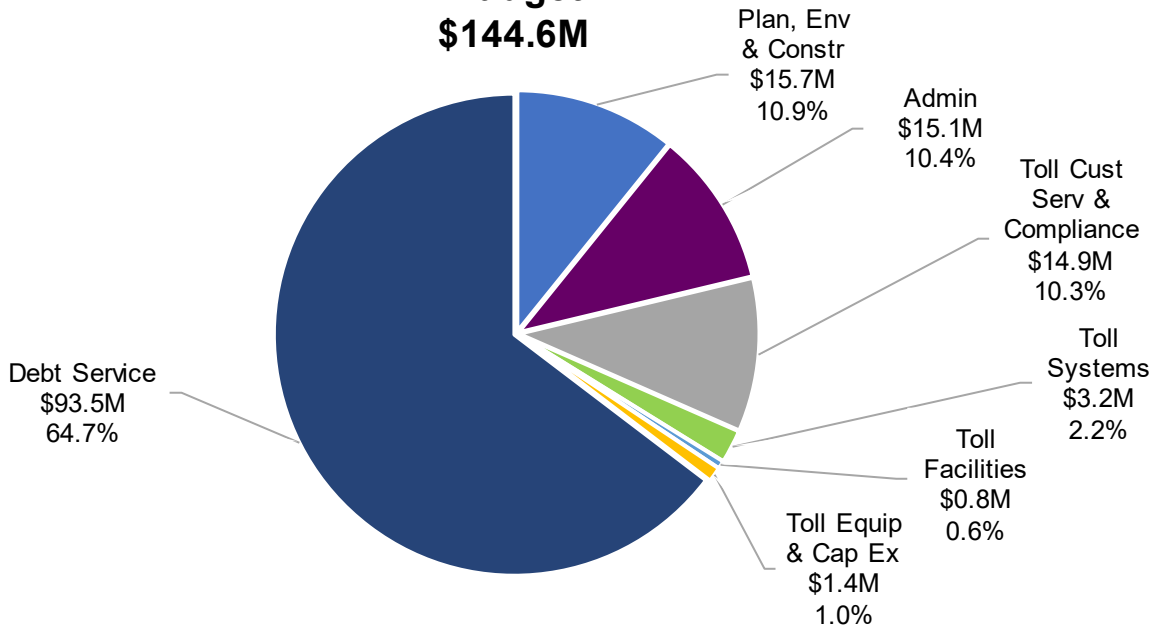
The increase in the FY24 proposed budget excluding debt service is \$11 million or 21.5%. This increase is primarily due to an increase in the Planning, Environmental and Construction budget related to the 241/91 Express Connector project, customer care and toll compliance services which includes the cost of transaction and violation processing for the SBCTA Express Lanes (see further discussion on page 13 and 16) and a potential expansion of the violation resolutions pilot program, and credit card fees and other costs directly related to the increased revenue budget.

In addition, the increase relates to the Administration budget which includes higher insurance premiums due to the Agency's increased revenues and the impact of worldwide catastrophes, ongoing litigation, compensation and Pacifica building renovations.

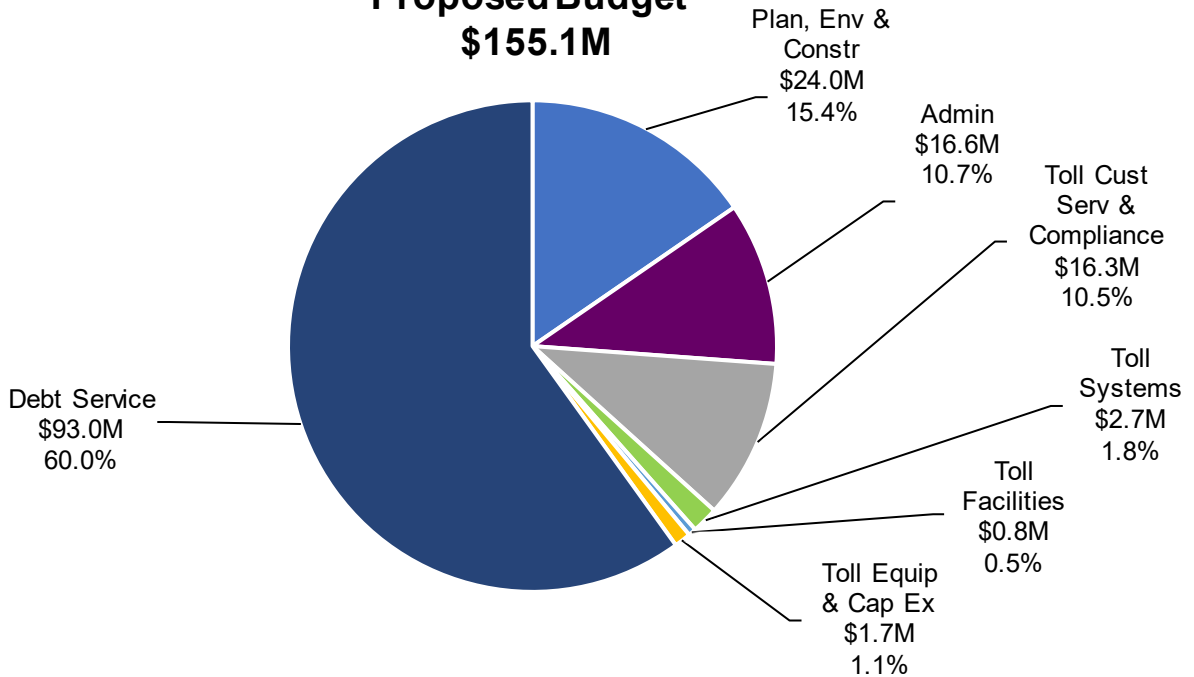
The budgeted increase in expenditures is partially offset by the FY24 decrease in SR 241 Loma Improvements project expenditures and the completion of Silverado fire damage repairs in FY23.

The Debt Service category includes the semi-annual interest and annual principal payments on the 2013, 2015, 2019 and 2021 outstanding bonds. These payments are budgeted at \$93 million for FY24 and were budgeted at \$93.5 million for FY23. The decrease is related to the Early Paydown of Bond Principal and Open Market Bond Buybacks which reduce FY24 debt service by approximately \$11.6 million partially offset by a scheduled debt service increase per the Indentures. See page 6 and 9 for further discussion.

FY23 Expenditures Budget
\$144.6M



FY24 Expenditures Proposed Budget
\$155.1M



Expenditures Detail

The schedule below details the budget as summarized on pages 21-26 into more specific categories (budget subcategories). The Administration subcategories are allocated between Planning, Environmental and Construction and Toll Operations expenses.

Budget Category and Subcategory	Budget Fund Categories			Total
	Non-Operating, Plan, Environ, & Construction	Toll Operations Exp & Equip	Debt Service	
(\$000)				
Administration:				
Regular Salaries	2,711	2,806	-	5,517
Internship Program	15	17	-	32
Board Compensation	45	49	-	94
Benefits	737	761	-	1,498
Employer Taxes	45	47	-	92
Insurance	217	1,778	-	1,995
Legal Expense	2,943	461	-	3,404
Telephone/Comm	56	61	-	117
Office Expense & Software	234	258	-	492
Staff Education, Seminar, Membership, Conferences	67	58	-	125
Agency Memberships & Community Investment	54	83	-	137
Communications and Outreach	12	18	-	30
Financial & Administrative	516	170	-	686
Technology Support	172	202	-	374
Advocacy	21	187	-	208
Other Professional Services	64	69	-	133
Publications & Subscriptions	2	3	-	5
Building Services	254	276	-	530
Transportation & Travel	107	116	-	223
Office Equipment	44	36	-	80
Pacifica and Other Fixed Assets	349	495	-	844
Total Administration	8,665	7,951	-	16,616

Continued on next page.

Budget Category and Subcategory	Budget Fund Categories			Total
	Non-Operating, Plan, Environ, & Construction	Toll Operations Exp & Equip	Debt Service	
(\$000)				
Planning, Environmental and Construction:				
Capital Improvement Plan (CIP):				
241/91 Express Connector	19,155	-	-	19,155
SR 241 Loma Improvements	2,250	-	-	2,250
Total Capital Improvement Plan	21,405	-	-	21,405
Other Planning, Environmental and Construction:				
Mitigation & Permits	136	-	-	136
Environmental Lands Management	796	-	-	796
Environmental Staff Augmentation	20	-	-	20
Engineering Staff Augmentation	1,028	-	-	1,028
Traffic Studies	98	-	-	98
Other Construction	435	-	-	435
Regional Projects Evaluation/Studies	50	-	-	50
Total Other Planning, Environ and Constr	2,563	-	-	2,563
Total Planning, Environmental and Construction	23,968	-	-	23,968
Toll Operations:				
Customer Service & Toll Compliance	-	16,296	-	16,296
Toll Systems	-	2,712	-	2,712
Toll Facilities	-	807	-	807
Subtotal Toll Operations	-	19,815	-	19,815
Operations Equipment:				
Transponder Equipment	-	730	-	730
Toll Equipment and Capital Expenditures	-	973	-	973
Total Equipment	-	1,703	-	1,703
Total Toll Operations	-	21,518	-	21,518
Debt Service	-	-	93,033	93,033
Total Expenditures	32,633	29,469	93,033	155,135

Staffing

The FY24 budget includes 66 full-time equivalent (FTE) positions an increase of 1.5 FTE's compared to the FY23 budget. Position changes include the addition of a Deputy Director of External Affairs needed for succession planning and the addition of an executive assistant due to separating out the Clerk of the Board as a separate position, offset by the reduction of a part-time Manager of Internal Audit.

Administration - Compensation (Regular Salaries and Benefits)

The Agency employee compensation budget is \$7.1 million. TCA salaries are reviewed each year through the annual performance review process. The Agency does not provide for any type of automatic step or Cost of Living Adjustment (COLA) increases.

The compensation plan was developed to attract and retain a high-quality staff and remain competitive under current labor market conditions and changes to the Consumer Price Index (CPI). A high-quality staff is essential to continued delivery of the service levels desired by the customers, public and Boards of Directors. The proposed compensation plan includes the following:

- Adjust salary ranges by 4% - Adjustments to the salary ranges do not change staff compensation unless after applying a merit award an employee's salary is below the bottom of the range.
- A 5% merit pool tied to the employee performance review process - TCA does not provide any other salary adjustments such as automatic step or COLA increases.
- A 2% performance incentive award pool for use by the CEO to recognize extraordinary staff efforts.

The compensation recommendations were based on a review of labor market conditions, current CPI, and a compensation survey of member and other transportation agencies and is expected to allow the Agencies to stay positioned to successfully attract and retain high performers while at the same time maintain cost containment strategies as a focus.

The net impact of the staffing and compensation changes from FY23 to FY24 to the total compensation (salaries, benefits, and employee taxes) budget, including the 5.0% merit pool and a 2.0% performance incentive award pool, is an increase of \$538,000.

Benefits include contributions to a cafeteria plan (medical, dental, and vision) and retirement plans. In general, budgeted benefits are determined by applying estimated rates for these plans to estimated headcount. If benefit rates come in lower than expected, the budget is not spent. FY24 benefits are 27.2% of salaries.

The FY24 employer contributions to the Orange County Employee Retirement System (OCERS) have been budgeted at 14.89% for legacy employees and 11.18% for employees hired on or after January 1, 2013 under the Public Employees' Pension Reform Act – PEPRA. In FY20, the Agencies paid off the unfunded actuarial accrued liability (UAAL). The Agency's portion of the FY20 UAAL payoff was \$8.8 million.

TCA has contained costs through a net reduction in headcount (81 to 66) since FY12 and reduced benefits by shifting pension and health benefits costs to employees and the reduction of accrued leave.

Administration - Insurance

Insurance expense is budgeted at \$2.0 million, approximately 1.3% of the total budget. Budgeted insurance premiums are increasing as a result of increasing revenues related to the Agencies' business interruption insurance as well as due to the impact of worldwide catastrophes, cybercrimes and other losses that have continued to impact the insurance markets in recent years. The major components of insurance include earthquake, property, general and excess liability, cyber, and workers' compensation coverage as detailed in the annual Current Insurance Coverage Report which was provided at the February 2023 Board of Directors meeting. Insurance policies are marketed and placed by the Agency's insurance broker, Alliant Insurance Services, Inc., who provides all the Agencies' insurance procurement needs. All insurance is maintained in accordance with the requirements of the Indentures and as prudent business activities dictate.

Administration - Legal Expenses

Legal Expenses are \$3.4 million, approximately 2.2% of the total budget. Amounts in this category include general counsel representation, capital improvement plan support, legislation, support for ongoing and potential litigation, legal consulting related to contracts, financing, development impact fees, and human resources. Legal expenses are invoiced separately by individual matter or type of legal issue. Below is a breakdown of legal expenses by major category:

Litigation	\$ 2,173,000
General Counsel	457,000
241/91 Connector Legal	295,000
Contracts	167,000
Human Resources	107,000
Toll Operations	95,000
Financing	60,000
Environmental	50,000
Total	\$ 3,404,000

Administration – Office Expense & Software

Office Expense is budgeted at \$492,000, approximately 0.3% of the total budget. The following is the budget associated with these expenses:

Software/Cloud Hosting	\$ 324,000
General Office Expenses	136,000
Marketing Materials	28,000
Postage	4,000
Total	\$ 492,000

Administration – Financial & Administrative

Financial & Administrative is budgeted at \$686,000, approximately 0.4% of the total budget, and, as detailed below, includes costs such as investment and financial advisory services, annual audit services, executive recruiting and other financial and administrative support.

Investment Advisory Services	\$ 245,000
Human Resources Services	106,000
Finance Advisors	88,000
Annual Audit	52,000
Traffic & Revenue Consultant for Budget Planning	42,000
Rating Agencies	38,000
Trustee Fees	36,000
Financial Systems Support	32,000
Payroll Services	27,000
Other Financial & Administrative Consulting	20,000
Total	\$ 686,000

Administration – Technology Support

Technology Support is budgeted at \$374,000, approximately 0.2% of the total budget. This category includes data security services & technology planning efforts, and website maintenance and support.

Administration – Advocacy

Advocacy is budgeted at \$208,000, approximately 0.1% of the total budget. This category includes state and federal advocacy support.

State Advocacy	\$ 113,000
Federal Advocacy	95,000
Total	\$ 208,000

Administration – Other Professional Services

Other Professional Service is budgeted at \$133,000, approximately 0.1% of the total budget. This category includes a business process review and financial system assessment as requested by the Boards of Directors. Staff plans to leverage internal resources to the extent possible but will need third-party consulting resources and expertise to assist in the business process review and determination of which financial system meets the Agencies current and future needs. The actual cost of these services will be determined through a request for proposals.

Administration - Building Services

Building Services is budgeted at \$530,000, approximately 0.3% of the total budget. This category includes all operating costs associated with the Agency's facility (Pacifica building) including utilities, janitorial services, landscaping services, and maintenance and repairs as listed below:

Pacifica Utilities	\$ 334,000
Pacifica Building Maintenance Services	196,000
Total	\$ 530,000

Administration – Pacifica and Other Fixed Assets

Pacifica and Other Fixed Assets is budgeted at \$844,000, approximately 0.5% of the total budget. This category includes all capital expenditures associated with the Agency's facility (Pacifica building) including renovations to the building lobbies, hallways, restrooms and conference rooms.

Planning, Environmental and Construction - Capital Improvement Plan

The Capital Improvement Plan is budgeted at \$21.4 million and represents 13.8% of the total budget. This category is comprised of projects for the 133, 241 and 261 Toll Roads and includes annual funding for the projects, consisting of project management, environmental, design, construction management, construction, and all other related costs. The main CIP projects include the coordinated efforts with the Orange County Transportation Authority (OCTA), Riverside County Transportation Commission (RCTC), and Caltrans on a direct tolled connector from the SR 241 to the 91 Express Lanes, and a SR 241 Loma Improvement project adding one lane in each direction and shifting southbound traffic onto the existing graded roadbed. These projects are outlined in the Capital Improvement Plan to be presented to the Board of Directors on June 8, 2023, and summarized below:

241/91 Express Connector	\$ 19,155,000
SR 241 Loma Improvements	2,250,000
Total	\$ 21,405,000

Planning, Environmental and Construction - Other Planning, Environmental and Construction

Other Planning, Environmental and Construction costs are budgeted at \$2.6 million, or 1.7% of the total budget. Expenditures include engineering design program management, traffic studies, regional projects evaluation/studies, and continued monitoring and habitat management for nearly 1,800 acres of mitigation area required for the 133, 241 and 261 Toll Roads. Monitoring and habitat management includes Upper Chiquita, Saddle Club, Limestone Canyon, and Live Oak Plaza. Additional activities include on-going coordination with the Southern California Association of Governments and OCTA to ensure the Agency's projects are described accurately in regional transportation plans. Other Construction also includes allowance for maintenance and repairs of Agency-owned roadway facilities that are related to our tolling operations such as channelizers on the road and at our toll points facilities, and toll payment information signs.

Engineering Staff Augmentation	\$ 1,028,000
Environmental Lands Management	796,000
Other Construction	435,000
Mitigation & Permits	136,000
Traffic Studies	98,000
Regional Projects Evaluation/Studies	50,000
Environmental Staff Augmentation	20,000
Total	\$ 2,563,000

Toll Operations - Toll Customer Service and Toll Compliance

The Toll Customer Service and Toll Compliance category totals \$16.3 million, approximately 10.5% of the total budget, and primarily includes funding for the service center operations and toll compliance activities comprised of customer care and payment processing staff and management costs for the customer

service operator, customer service system maintenance and toll processing costs, and license plate image review costs. Also included in this category are the costs of transaction and violation processing for the SBCTA Express Lanes (see further discussion on pages 13 and 16), credit card processing fees assessed on all credit card transactions, printing, postage, and mailing services, judgment recovery and collection costs, CHP violation enforcement, telephone system expenses, and a potential expansion of the violation resolutions pilot program. Fees are included in this category for the Costco, AAA, and Albertsons FasTrak enrollment programs. The budget associated with these expenses is detailed below:

Customer Service Contract	\$	6,465,000
Credit Card Processing Fees		4,910,000
Postage & Printing		2,177,000
Customer Service System Maintenance		1,697,000
Enforcement Services & Other		604,000
Other Customer Service		443,000
Total	\$	16,296,000

Toll Operations - Toll Systems

The Toll Systems category totals \$2.7 million, or approximately 1.7% of the total budget and, as detailed below, primarily consists of fees for the tolling systems software and hardware maintenance and operation contract. Also included in this category are toll system spare parts and repairs, software licenses, and various computer maintenance contracts. In addition, this category includes toll projects aligned with the Strategic Plan.

On-Road Toll System Maintenance	\$	2,298,000
Computer/Software Maintenance & Support		328,000
Strategic Initiatives		86,000
Total	\$	2,712,000

Toll Operations - Toll Facilities

This category is budgeted at \$807,000 representing 0.5% of the total budget, and accounts for all costs associated with maintaining the Agency’s facilities on the road system such as utilities, janitorial services, and other various supplies and repairs.

On Road Utilities	\$	515,000
On Road Building Maintenance Services		292,000
Total	\$	807,000

Toll Operations Equipment & Capital Expenditures

The Toll Operations Equipment & Capital Expenditures budget is \$1.7 million, approximately 1.1% of the total budget. Toll Operations Equipment & Capital Expenditures primarily consists of the Customer Service Center Back Office System Replacement Project, and sticker tag and hardcase transponder costs. Other items include generator replacements, uninterruptible power supply (UPS) replacements, and servers.

CSC Back Office System Replacement Project	\$	973,000
Transponders & Other Equipment		730,000
Total	\$	<u>1,703,000</u>

Debt Service

The Debt Service category totals \$93 million, or 60% of the total budget and includes interest and principal payments on the Agency’s outstanding bonds. The debt service to be paid is \$58.4 million on January 15, 2024 and \$34.6 million on July 15, 2024. The FY24 debt service was reduced by approximately \$11.6 million due to the Early Paydown of Bond Principal and Open Market Bond Buybacks. See pages 6 and 9 for further discussion.

The FY24 budgeted aggregate and senior lien debt service coverage ratios shown on the following page meet the Indenture requirements of 1.15x and 1.30x, respectively. The budgeted coverage is 2.09x and 2.30x, respectively, and does not include the use of unrestricted cash for debt service coverage.

On the following page, Adjusted Net Toll Revenues only includes revenues and interest earnings in certain accounts per the Indentures. Development impact fees are not included in the calculation. While development impact fees are not included in the budget calculation of the debt service coverage ratios, the Indentures allow for development impact fees that are remaining after each debt service payment to be added to the calculation thereby enhancing the debt service coverage calculation. The Indentures refer to this as Enhanced Adjusted Net Toll Revenues and this enhanced calculation will be used for actual debt service coverage covenant reporting. Current expenses include expenditures that are allocated to operations (as shown in the second column of the schedule on pages 19-20).

Debt Coverage

Debt Coverage is defined in the Bond Indentures and is budgeted with consideration of the expectations of bondholders and credit rating agencies. See discussion of goals and objectives on page 3.

	<u>(in Millions)</u>
<u>Adjusted Net Toll Revenues</u>	
Total Toll Revenues Including Fees and Penalties	217.3
Interest Earnings *	7.0
Current Expenses - Funded From Toll Revenue	<u>(29.5)</u>
Adjusted Net Toll Revenues	<u><u>194.8</u></u>
<u>Aggregate Net Debt Service</u>	
Aggregate Net Debt Service	<u><u>93.0</u></u>
Aggregate Coverage Ratio (1.15x requirement)	<u><u>2.09x</u></u>
<u>Senior Lien Net Debt Service</u>	
Senior Lien Net Debt Service	<u><u>84.8</u></u>
Senior Lien Coverage Ratio (1.30x requirement)	<u><u>2.30x</u></u>

* Reflects estimated earnings on specific accounts allowed for coverage as defined per the Indentures

Estimated Unrestricted Cash Fund

Below is the FY24 budgeted activity and estimated ending balance for the unrestricted cash fund, as described in more detail on pages 4-5. Unrestricted cash is budgeted in consideration of the goals and objectives discussed in more detail on page 3. The Early Paydown of Bond Principal is discussed further on pages 6 and 9.

	(\$000)
Estimated Available Unrestricted Cash @ 6/30/23	\$ 386,436
DIF Revenue and Interest Income	19,778
Non-Operating Expenditures	(32,633)
Surplus Revenue	100,986
Early Paydown of Bond Principal	(60,000)
Estimated Available Unrestricted Cash @ 6/30/24	\$ 414,567
Less Liquidity Reserve Target	(247,159)
Unrestricted Cash Excluding Liquidity Reserve @ 6/30/24	<u>\$ 167,408</u>

RESOLUTION NO. F2023-05

A RESOLUTION OF THE BOARD OF DIRECTORS OF
THE FOOTHILL/EASTERN TRANSPORTATION CORRIDOR AGENCY
APPROVING THE BUDGET FOR FISCAL YEAR 2024

On motion of Board Member Patricia Kelley, the following Resolution was adopted.

WHEREAS, Section VI, paragraph 6.1 of the Second Amended and Restated Joint Exercise of Powers Agreement creating the Foothill/Eastern Transportation Corridor Agency (the "JPA"), requires the adoption upon the approval of not less than two-thirds (2/3) of the Board Members, an annual budget for the ensuing fiscal year, pursuant to procedures developed by the Board; and

WHEREAS, Section VI, paragraph 6.3 of the JPA requires all funds to be placed in object accounts and the receipt, transfer or disbursement of such funds during the term of the JPA shall be accounted for in accordance with Generally Accepted Accounting Principles (GAAP) applicable to governmental entities and all revenues and expenditures must be reported to the Board; and,

WHEREAS, Section VI, paragraph 6.4 of the JPA states that all expenditures within the designations and limitations of the approved annual budget shall be made upon the approval of the Chief Executive Officer in accordance with the rules, policies and procedures adopted by the Board; and,

WHEREAS, Section VI, paragraph 6.4 of the JPA further states that no expenditures in excess of those budgeted shall be made without the approval of not less than two-thirds (2/3) of the Board Members to a revised and amended budget which may, from time to time, be submitted to the Board; and,

WHEREAS, Article VI, paragraph 6.5 of the Administrative Code of the Agency adopted on January 10, 1991, amended on June 9, 2016, amended on February 14, 2019, amended on November 14, 2019, and further amended on September 9, 2021 requires that all expenditures for travel, conference and business-related activities, and reimbursement of Board Members and Agency employees for such expenditures be governed by the Board adopted Travel and Expense Policy;

NOW, THEREFORE the Board of the Foothill/Eastern Transportation Corridor Agency does resolve, declare, determine and order as follows:

1. Approves the annual budget for Fiscal Year 2024 (FY24) in the amount of \$155,135,422. The approval includes Administration, Planning, Environmental and Construction, Toll Operations, Debt expenses, the proposed staffing plan

as described in the budget, and projected Revenues, including without limitation the adoption of the toll rates, fees, and fines, as presented in the FY24 Annual Budget report.

2. Authorizes the Chief Executive Officer to reallocate within budget categories as long as the budget for the following categories does not exceed the amount stated:

• Administration	\$16,616,186
• Capital Improvement Plan	\$21,405,000
• Other Planning, Environmental and Construction	\$2,562,943
• Toll Operations	\$21,518,552
• Debt Service	\$93,032,741

and subject to controls in place under the 2013, 2015, 2019, and 2021 Indentures of Trust, the Board approved Contracts and Procurement Manual, Investment Policy, Toll Policy, Debt Management Policy, and finally the Agency's enabling legislation.

3. Directs staff to forward the approved Annual Budget for FY24 to the trustee.

This Resolution No. F2023-05, shall become effective immediately upon adoption.

Adopted this 8th day of June, 2023, by the Board of Directors of the Foothill/Eastern Transportation Corridor Agency.



John Taylor, Chair
Foothill/Eastern Transportation Corridor Agency

RESOLUTION NO. F2023-05

A RESOLUTION OF THE BOARD OF DIRECTORS OF
THE FOOTHILL/EASTERN TRANSPORTATION CORRIDOR AGENCY
APPROVING THE BUDGET FOR FISCAL YEAR 2024

ATTEST:


I, Sarah Lighthipe, Secretary/Clerk of the Board of the Foothill/Eastern Transportation Corridor Agency hereby certify that the foregoing Resolution No. F2023-05 was duly adopted on June 8, 2023, by the Board of Directors of the Foothill/Eastern Transportation Corridor Agency by the following vote:

Yes: Will O'Neill, Patricia Kelley, Ashleigh Aitken, Anthony Beall, Denis Bilodeau, Doug Chaffee, Katrina Foley, John Gabbard (Alternate), Beth Haney, Farrah Khan, Austin Lombard, David Penaloza

No: Donald Wagner

Absent: Scott Voigts

Abstain: None



Sarah Lighthipe
Clerk of the Board
Foothill/Eastern Transportation Corridor Agency